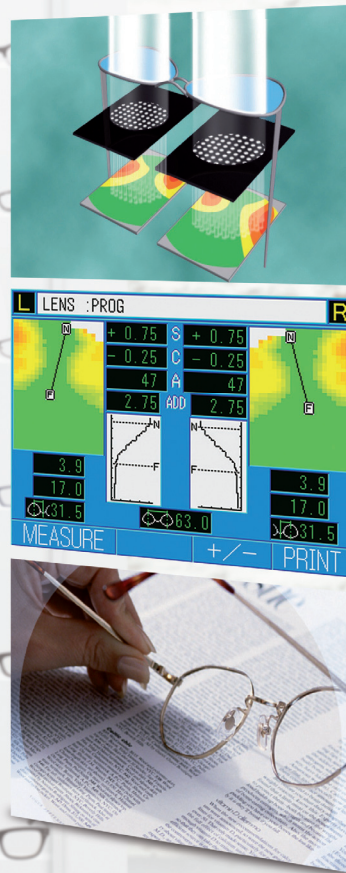


Ez Meter

EZ-200 Advance



 **TOPCON**[®]
CONNECTING VISIONS

EZ-200 ADVANCE AUTOMATED EYEGASSES ANALYZER

Features

- » Easy operation
- » Automatic lens type detection
- » Meets ISO 8598 sphere accuracy requirements*
- » Progressive map display



1 Place eyeglasses

2 Push the button

3 steps!

1. Place eyeglasses!

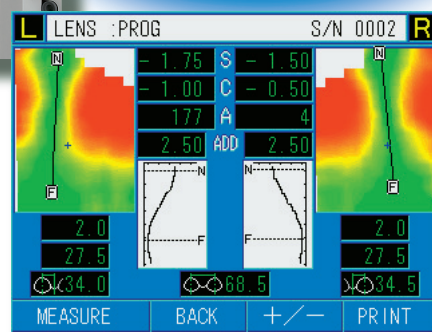
Simply place the eyeglasses into the EZ-200 Advance.

2. Push the button!

Just the push of one button will start the fully automated positioning, alignment and measurement of the eyeglasses.

3. Obtain measurement results!

All measurement data will be automatically displayed on the EZ-200 Advance. If required, a progressive map can also be displayed.



3 Obtain results

FEATURES

EZ-200 Advance specific advantages:

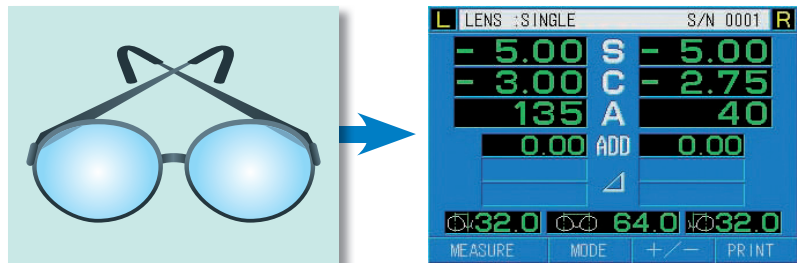
- The EZ-200 Advance meets ISO 8598 sphere accuracy requirements.*
- Unsurpassed ease-of-use; no technical knowledge required.
- The ideal screening instrument for all eye care professionals.

Automatic lens type detection

The EZ-200 Advance automatically detects three different types of lenses and switches the display accordingly.

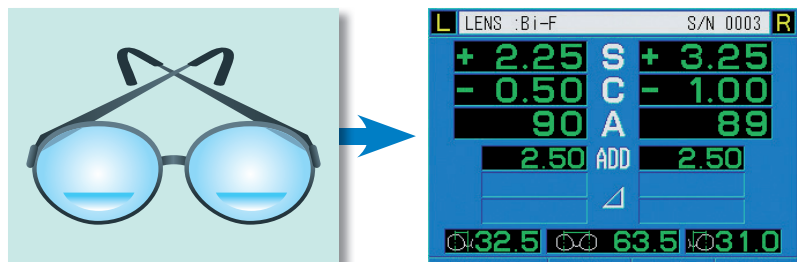
Single vision eyeglasses

Data is displayed in easy-to-read large characters.



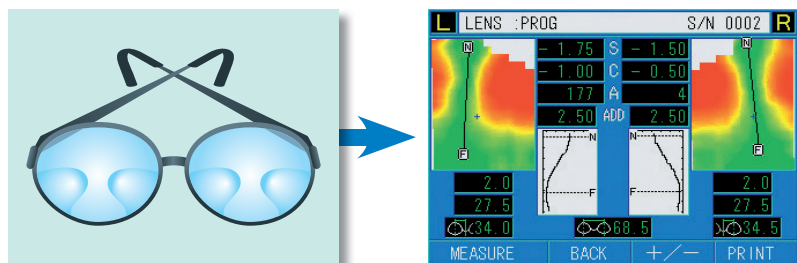
Bifocal eyeglasses

The clear layout of the display screen enhances visibility of the data.



Progressive eyeglasses

Measurement results for progressive glasses are displayed in easy-to-read maps, indicating far, near and the progressive area.



Meets ISO 8598 requirements for sphere accuracy

The EZ-200 Advance satisfies the requirement for sphere accuracy in ISO 8598*. The instrument not only provides ease-of-use, but also produces accurate readings.

Auto dust detection function:

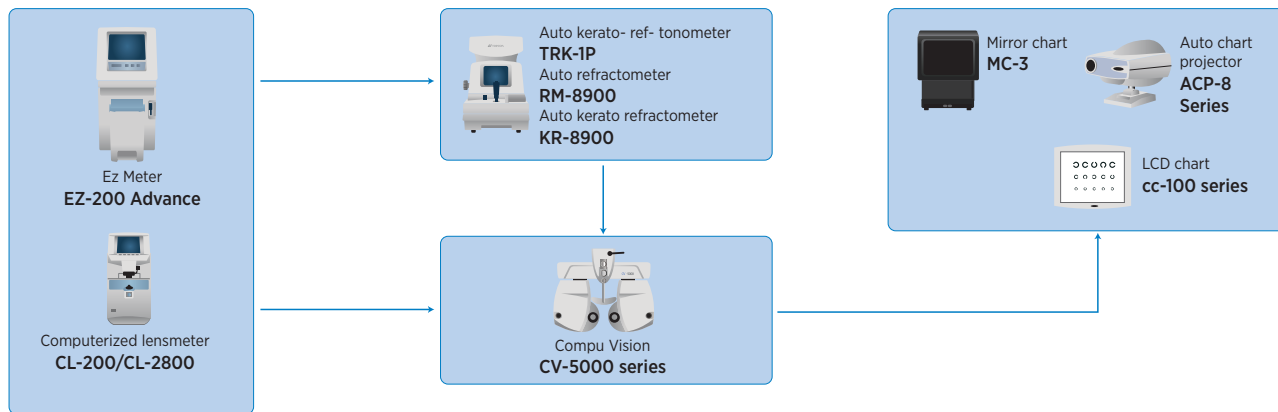
As part of its high-tech design, the EZ-200 Advance incorporates an auto dust detection function that indicates if dust is on the glass-plates and shows the exact location of the dust on the displayed map.

* The EZ-200 Advance is not a lensmeter, but a lens analyzer. The EZ-200 Advance satisfies the sphere accuracy required for digitally indicating instruments in ISO 8598. The eyeglasses analyzed should have a PD within the 52-76mm range and the maximum tilt should be less than 10 degrees.

Specifications

Measurement range	Spherical power: 0 to $\pm 15D$ (0.25D step)/Cylindrical power: 0 to $\pm 10D$ (0.25D step) Cylindrical axis: 0 to 180° (1°step)/Prismatic power: 0 to 10Δ (at PD 64mm) PD Power: 0 to 10D/PD Range 48 to 80 mm (hPD 24 to 40mm)
Measurement area	24 x 44 mm (each for left & right)
Measurement time	Single Lenses (5 sec.)/Progressive Lenses (10 sec.) *only measurement time
Light source	LED 623nm
Monitor	5.7 inches LCD color indication: R/L, S, C, A, Add, hPD, PD, progressive area map (24x44mm)
External interface	RS-232C (IN/OUT) & USB (Ver.2.0) (OUT)
Power consumption	60VA
Power supply	AC (120 a 240V)
Dimension	(200x260x410) mm
Weight	12kg

System Chart



IMPORTANTE

Subject to change in design and/or specifications without advanced notice.

In order to obtain the best results with this instrument, please be sure to review all user instructions prior to operation.

Topcon Europe Medical B.V.
Essebaan 11; 2908 LJ Capelle a/d IJssel; P.O. Box 145;
2900 AC Capelle a/d IJssel; The Netherlands
Phone: +31-(0)10-4585077; Fax: +31-(0)10-4585045
E-mail: medical@topcon.eu; www.topcon-medical.eu

Topcon Danmark
Praestemarksvej 25; 4000 Roskilde, Danmark
Phone: +45-46-327500; Fax: +45-46-327555
E-mail: info@topcondanmark.dk
www.topcondanmark.dk

Topcon Scandinavia A.B.
Neongatan 2; P.O. Box 25; 43151 Mölndal, Sweden
Phone: +46-(0)31-7109200; Fax: +46-(0)31-7109249
E-mail: medical@topcon.se; www.topcon.se

Topcon España S.A.
HEAD OFFICE; Frederic Mompou, 4;
08960 Sant Just Desvern; Barcelona, Spain
Phone: +34-93-4734057; Fax: +34-93-4733932
E-mail: medica@topcon.es; www.topcon.es

Topcon Italy
Viale dell' Industria 60;
20037 Paderno Dugnano, (MI) Italy
Phone: +39-02-9186671; Fax: +39-02-91081091
E-mail: topconitaly@tiscali.it; www.topcon.it

Topcon S.A.R.L.
HEAD OFFICE; 89, rue de Paris; 92585 Clichy, France
Phone: +33-(0)1-41069494; Fax: +33-(0)1-47390251
E-mail: topcon@topcon.fr; www.topcon.fr

Topcon Deutschland GmbH
Hanns-Martin-Schleyer Strasse 41;
D-47877 Willich, Germany
Phone: (+49) 2154-885-0; Fax: (+49) 2154-885-177
E-mail: med@topcon.de; www.topcon.de

Topcon Portugal
Rua da Forte, 6-6A, L-0.22; 2790-072
Carnaxide; Portugal
Phone: +351-210-994626; Fax: +351-210-938786
www.topcon.pt

Topcon Polska Sp. z o.o.
ul. Warszawska 23; 42-470 Siewierz; Poland
Phone: +48-(0)32-670-50-45; Fax: +48-(0)32-671-34-05
www.topcon-polska.pl

Topcon (Great Britain) Ltd.
Topcon House; Kennet Side; Bone Lane; Newbury
Berkshire RG14 5PX; United Kingdom
Phone: +44-(0)1635-551120; Fax: +44-(0)1635-551170
E-mail: medical@topcon.co.uk; www.topcon.co.uk

Topcon Ireland
Unit 276, Blanchardstown; Corporate Park 2
Ballycoolin; Dublin 15, Ireland
Phone: +353-18975900; Fax: +353-18293915
E-mail: medical@topcon.ie; www.topcon.ie



TOPCON CORPORATION

75-1 Hasunuma-cho, Itabashi-ku, Tokyo 174-8580, Japan. Phone:3-3558-2523/2522 Fax:3-3960-4214 www.topcon.co.jp